



Location: ACL1 - City Hall

Report on 24-hour TSP monitoring

Action Level ($\mu\text{g}/\text{m}^3$) - 163

Limit Level ($\mu\text{g}/\text{m}^3$) - 260

Date	Sampling Time	Weather Condition	Filter paper no.	Filter Weight, g		Elapse Time, hr		Sampling Time, hr	Flow Rate, m^3/min			Total Volume, m^3	TSP Level, $\mu\text{g}/\text{m}^3$
				Initial	Final	Initial	Final		Initial, Q_{si}	Final, Q_{sf}	Average		
2-Dec-14	8:00	Cloudy	010675	2.7940	2.9268	3658.48	3682.48	24.00	1.07	1.07	1.07	1541	86
8-Dec-14	8:00	Fine	010577	2.7249	2.8713	20458.06	20482.06	24.00	1.22	1.21	1.21	1750	84
13-Dec-14	8:00	Fine	010556	2.7334	2.9659	20485.19	20509.19	24.00	1.23	1.22	1.22	1762	132
19-Dec-14	8:00	Cloudy	010512	2.7194	2.8327	20512.19	20536.19	24.00	1.23	1.22	1.23	1764	64
23-Dec-14	8:00	Cloudy	010775	2.7216	2.8819	20539.18	20563.18	24.00	1.22	1.21	1.22	1754	91
29-Dec-14	8:00	Fine	010796	2.7294	2.8562	20566.18	20590.18	24.00	1.22	1.22	1.22	1761	72

Report on 1-hour TSP monitoring

Action Level ($\mu\text{g}/\text{m}^3$) - 460

Limit Level ($\mu\text{g}/\text{m}^3$) - 500

Date	Sampling Time	Weather Condition	Filter paper no.	Filter Weight, g		Elapse Time, hr		Sampling Time, hr	Flow Rate, m^3/min			Total Volume, m^3	TSP Level, $\mu\text{g}/\text{m}^3$
				Initial	Final	Initial	Final		Initial, Q_{si}	Final, Q_{sf}	Average		
3-Dec-14	8:20	Cloudy	010696	2.7872	2.7922	3682.48	3683.48	1.00	1.00	1.00	1.00	60	83
3-Dec-14	9:45	Cloudy	010699	2.7760	2.7803	3683.48	3684.48	1.00	1.07	1.07	1.07	64	67
3-Dec-14	10:50	Cloudy	010702	2.7808	2.7857	3684.48	3685.48	1.00	1.07	1.07	1.07	64	77
9-Dec-14	8:46	Fine	010552	2.7572	2.7625	20482.07	20483.07	1.00	1.15	1.15	1.15	69	77
9-Dec-14	9:50	Fine	010555	2.7418	2.7499	20483.15	20484.15	1.00	1.21	1.21	1.21	73	111
9-Dec-14	11:00	Fine	009943	2.7285	2.7375	20484.15	20485.15	1.00	1.21	1.21	1.21	73	124
15-Dec-14	8:12	Fine	010434	2.7328	2.7373	20509.19	20510.19	1.00	1.15	1.15	1.15	69	65
15-Dec-14	9:15	Fine	010437	2.7428	2.7515	20510.19	20511.19	1.00	1.21	1.21	1.21	73	119
15-Dec-14	10:45	Fine	010440	2.7260	2.7338	20511.19	20512.19	1.00	1.21	1.21	1.21	73	107
20-Dec-14	8:35	Fine	010761	2.7216	2.7278	20536.19	20537.19	1.00	1.22	1.22	1.22	73	85
20-Dec-14	9:38	Fine	010764	2.7128	2.7165	20537.19	20538.19	1.00	1.22	1.22	1.22	73	50
20-Dec-14	10:45	Fine	010767	2.7174	2.7212	20538.19	20539.19	1.00	1.22	1.22	1.22	73	52
24-Dec-14	8:45	Cloudy	010513	2.7197	2.7233	20563.18	20564.18	1.00	1.21	1.21	1.21	73	49
24-Dec-14	9:50	Cloudy	010507	2.7430	2.7511	20564.18	20565.18	1.00	1.21	1.21	1.21	73	111
24-Dec-14	10:55	Cloudy	010793	2.7205	2.7265	20565.18	20566.18	1.00	1.21	1.21	1.21	73	82
30-Dec-14	8:25	Fine	010944	2.7590	2.7698	20590.18	20591.18	1.00	1.22	1.22	1.22	73	147
30-Dec-14	9:30	Fine	010947	2.7675	2.7711	20591.18	20592.18	1.00	1.22	1.22	1.22	73	49
30-Dec-14	10:35	Fine	010799	2.7136	2.7169	20592.18	20593.18	1.00	1.22	1.22	1.22	73	45



Location: ACL2a - Contractor HK/2012/08 Site office

Report on 24-hour TSP monitoring

Action Level ($\mu\text{g}/\text{m}^3$) - 187.3

Limit Level ($\mu\text{g}/\text{m}^3$) - 260

Date	Sampling Time	Weather Condition	Filter paper no.	Filter Weight, g		Elapse Time, hr		Sampling Time, hr	Flow Rate, m^3/min			Total Volume, m^3	TSP Level, $\mu\text{g}/\text{m}^3$
				Initial	Final	Initial	Final		Initial, Q_{si}	Final, Q_{sf}	Average		
2-Dec-14	8:00	Cloudy	010686	2.7713	2.9004	2791.37	2815.37	24.00	1.07	1.06	1.06	1533	84
8-Dec-14	8:00	Fine	010449	2.7296	2.9304	2818.37	2842.37	24.00	1.19	1.19	1.19	1709	118
15-Dec-14	15:00	Fine	010581	2.7232	2.9849	2848.38	2872.38	24.00	1.19	1.19	1.19	1712	153
19-Dec-14	8:00	Cloudy	010755	2.7296	2.8378	2872.38	2896.38	24.00	1.22	1.22	1.22	1757	62
23-Dec-14	8:00	Cloudy	010730	2.7312	2.9325	2899.37	2923.37	24.00	1.22	1.21	1.21	1748	115
29-Dec-14	8:00	Fine	010829	2.7825	2.8923	2926.37	2950.37	24.00	1.22	1.22	1.22	1754	63

* Due to interruption of electricity supply, the 24hr TSP was rescheduled from 13 December 2014 to 15 December 2014.

Report on 1-hour TSP monitoring

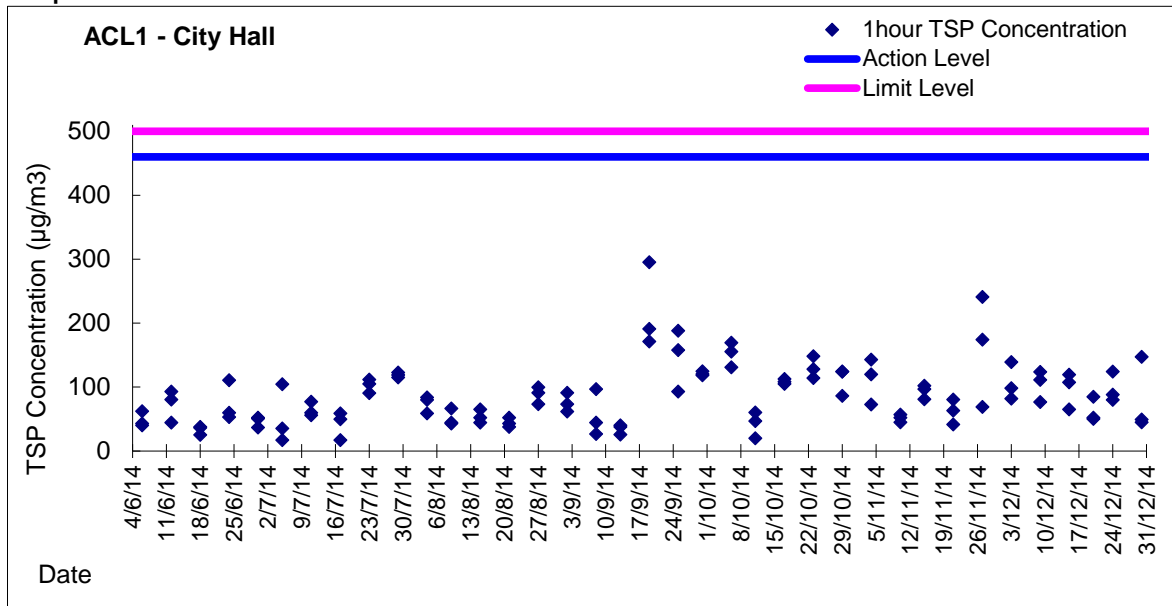
Action Level ($\mu\text{g}/\text{m}^3$) - 300.1

Limit Level ($\mu\text{g}/\text{m}^3$) - 500

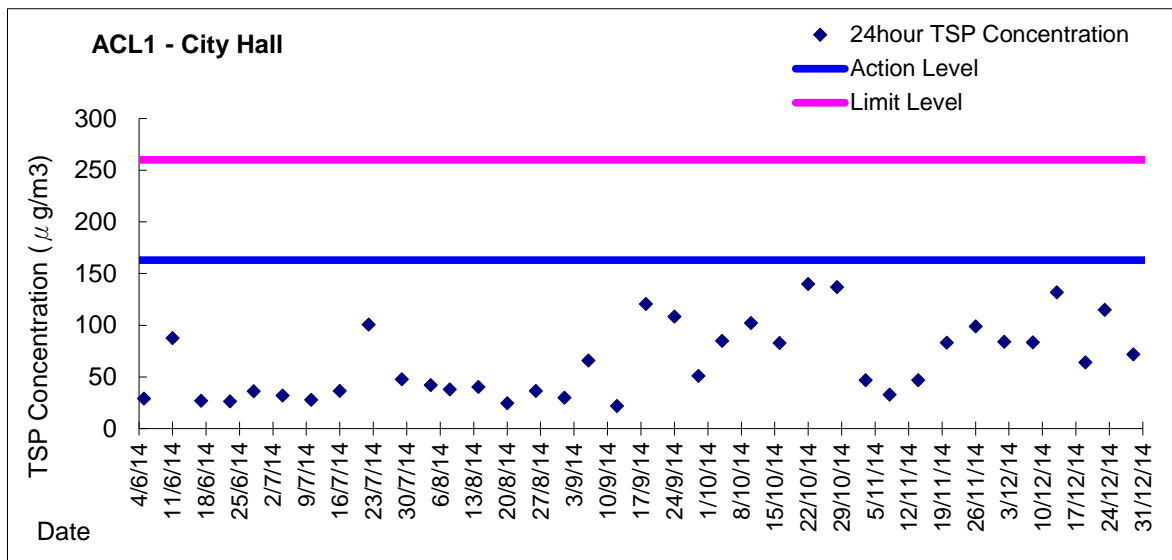
Date	Sampling Time	Weather Condition	Filter paper no.	Filter Weight, g		Elapse Time, hr		Sampling Time, hr	Flow Rate, m^3/min			Total Volume, m^3	TSP Level, $\mu\text{g}/\text{m}^3$
				Initial	Final	Initial	Final		Initial, Q_{si}	Final, Q_{sf}	Average		
3-Dec-14	9:31	Cloudy	010691	2.7813	2.7879	2815.37	2816.37	1.00	1.12	1.12	1.12	67	98
3-Dec-14	13:00	Cloudy	010693	2.7892	2.7947	2816.37	2817.37	1.00	1.12	1.12	1.12	67	82
3-Dec-14	14:18	Cloudy	010713	2.7683	2.7787	2817.37	2818.37	1.00	1.25	1.25	1.25	75	139
9-Dec-14	8:30	Fine	010648	2.7895	2.8012	2842.37	2843.37	1.00	1.19	1.19	1.19	71	164
9-Dec-14	9:45	Fine	010651	2.7985	2.8083	2843.37	2844.37	1.00	1.19	1.19	1.19	71	138
9-Dec-14	10:56	Fine	010559	2.7506	2.7686	2844.37	2845.37	1.00	1.19	1.19	1.19	71	253
15-Dec-14	9:30	Fine	010772	2.7038	2.7114	2845.37	2846.37	1.00	1.19	1.19	1.19	71	107
15-Dec-14	10:36	Fine	010583	2.7293	2.7401	2846.37	2847.37	1.00	1.19	1.19	1.19	71	152
15-Dec-14	13:00	Fine	010582	2.7300	2.7409	2847.37	2848.37	1.00	1.19	1.19	1.19	71	153
20-Dec-14	8:55	Fine	010728	2.7132	2.7196	2896.38	2897.38	1.00	1.22	1.22	1.22	73	88
20-Dec-14	9:57	Fine	010787	2.7080	2.7146	2897.38	2898.38	1.00	1.22	1.22	1.22	73	90
20-Dec-14	10:59	Fine	010729	2.7549	2.7613	2898.38	2899.38	1.00	1.22	1.22	1.22	73	88
24-Dec-14	9:10	Cloudy	010820	2.7774	2.7832	2923.37	2924.37	1.00	1.21	1.21	1.21	73	80
24-Dec-14	13:00	Cloudy	010823	2.7648	2.7712	2924.37	2925.37	1.00	1.21	1.21	1.21	73	88
24-Dec-14	14:05	Cloudy	010827	2.7614	2.7704	2925.37	2926.37	1.00	1.21	1.21	1.21	73	124
30-Dec-14	8:28	Fine	010969	2.7738	2.7808	2950.37	2951.37	1.00	1.22	1.22	1.22	73	96
30-Dec-14	13:00	Fine	010966	2.7709	2.7785	2951.37	2952.37	1.00	1.22	1.22	1.22	73	104
30-Dec-14	14:05	Fine	010803	2.7266	2.7346	2952.37	2953.37	1.00	1.22	1.22	1.22	73	110



Graphic Presentation of 1 hour TSP Result

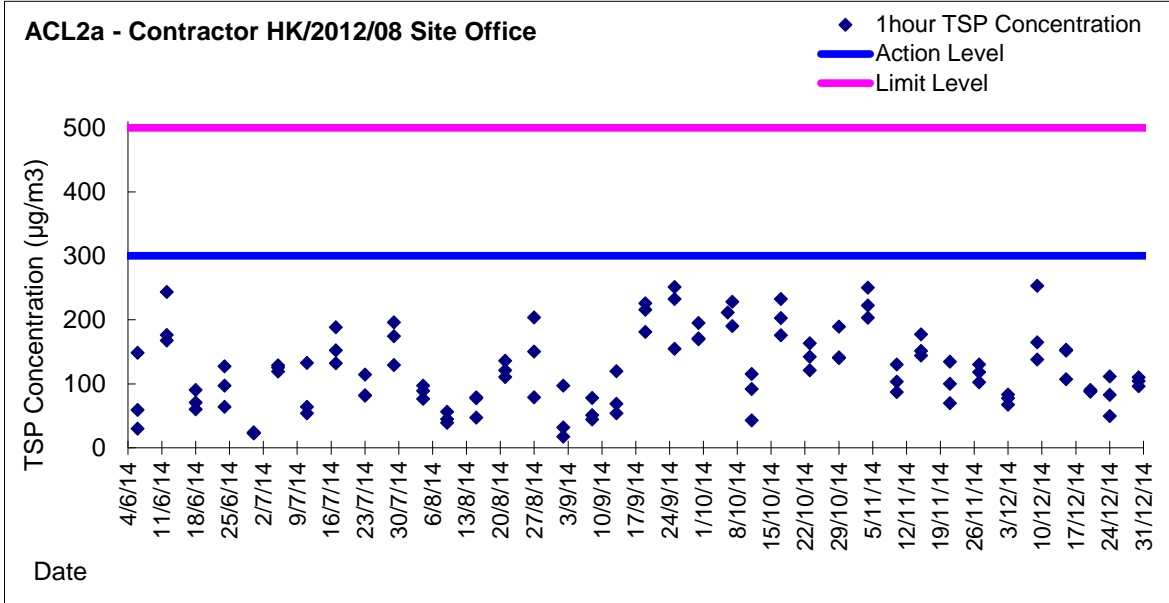


Graphic Presentation of 24 hour TSP Result





Graphic Presentation of 1 hour TSP Result



Graphic Presentation of 24 hour TSP Result

